

© Jay Gosdin

March  
2024

# The Shutterbug

a newsletter of Trinity Arts Photo Club

## How to Photograph a Sun Eclipse



## 2024 Club Officers

**President** Teresa Hughes

**Vice President** Leanna Mendoza

**Secretary** Larry Marx

**Treasurer/Membership** Jan Stout

## Officers at Large

## 2024 TAPC Committee Chairs

**Competition** Mark Lenz

**Judges** Greg Richards

**Newsletter** Laura Richards, Kammi Barnard

## Outings

## Programs

**Web/Media** Bruce Hutter

Have something to contribute?  
Email Laura Richards: [rci85@yahoo.com](mailto:rci85@yahoo.com)



[www.trinityartsphotoclub.org](http://www.trinityartsphotoclub.org)



Jay Gosdin (right) and Gregg before the Sun Eclipse

## March Meeting

**Date:** Monday, March 25, 7:00 pm (CST)

**Location:** Generations Park, 2801 Forest Ridge Dr., Bedford

**Program Speaker:** Jay Gosdin

**Jay Gosdin** began to be serious about photography in 1970 when he enrolled in the photojournalism department at UT Austin. This was during the turbulent times of the Vietnam war and Jay was involved with taking pictures of an antiwar protest that led to the students and Jay being maced and tear-gassed! A part-time party picture job led to Jay taking a picture at a debutante party of coach Darryl Royal and the band leader named Willie Nelson (when he had short hair!).

Jay tired of the Austin atmosphere and came back to his home in Dallas and finished his degrees. During this time, he took 5 months off

and hitchhiked across northern Europe with his guitar and Nikon F shooting Kodachrome 64 slides. He ended up above the arctic circle in Finland, on the longest day of the year, taking pictures of a Laplander reindeer roundup. This trip taught Jay that the camera can take you anywhere!

After college, Jay had a career in purchasing and contract management in the early days of cell phone technology. He married, had a child but continued with his camera around his neck on every family vacation. After retirement, Jay got serious about his photography again, went digital, and studied Lightroom and Photoshop at the local TCC Northeast campus. He joined the TAPC camera club for his second time and was Program Chair for two years. His love for travel and landscape photography has waned in the last few years. He now concentrates his photography on his first love, documentary photography, and there are always his cats and grandsons to photograph.

For further information, go to his website at:

[www.jaygosdinphoto.com](http://www.jaygosdinphoto.com)

# Topic: How to Photograph a Solar Eclipse

**Jay Gosdin** speak on how to photograph the upcoming total eclipse of the sun on April 8, 2024. He will start by showing pictures he took of the total eclipse in August of 2017 at the lake cabin retreat in North Carolina of his high school friend, Gregg Herring. Next he will show where the best places will be to shoot the upcoming total eclipse that will be right in our DFW area! Jay will share some techniques and suggested camera settings to record the entire cycle of the sun including the very hard to get “diamond ring” before and after totality, demonstrating with his own camera, filters, and tripod. Safety will be preached the entire time for both your eyes and the camera sensor. If time remains, Jay will show an actual video he set up showing the photographing of the totality with his wife and friends and how Jay got to enjoy the moment at the same time!

Items needed for photographing the solar eclipse:


1. **DayStar Filters Eclipse Glasses (5-Pack) EG5PK**  
These are very low-priced glasses that come in a 5 or 10 pack.
2. **American Paper Optics Eclipser HD Solar Glasses PLECLIPSEBP2**  
I use these for a good pair.
3. **DayStar Filters 70mm White-Light Universal Lens Solar ULF70**  
There are filters for the camera lens only. You must not look through these filters directly into the sun. They are not designed for viewing with the eyes. The filter I used for the 2017 eclipse is this one below. It is only \$20 and will be fine for this event. The 70mm one fits my 77mm lens fine.
4. **NiSi Solar Filter Pro Nano UV/IR Cut ND100000 Filter**

Diamond Ring 2017 © Jay Gosdin



If you want to spend more money and invest in a dark filter for the sun, there are a number of quality glass filters out there. You can double this filter for using on images where you want a very slow shutter speed. These are usually 16 stop filters. The above is an example.

Stages of the Total Eclipse of the Sun 2017 © Jay Gosdin



# Meet our judges

## March

**Aaron Hockley**, CPP, M.PhotoG. Cr, FP-OR, HFP-OR, AFP-WA, helps photographers grapple with the intersection of photography and technology. He writes frequently on his website, TechPhotoGuy.com, and speaks at photographic events around the country. His images have been selected for inclusion in PPA's Loan Collection, and he represented Team USA in the World Photographic Cup.



For more information, go to his website at:  
<https://hockleyphoto.com/>

## April

**Malinda Julien** has been photographing everything all her life. From conception to print, the entire idea of photography, that one single moment in time, captured, forever, is so thrilling to her. She has worked in the industry since 1988, specializing in Food Photography, Products, Architecture, Dog Sports & Competitions, and Post Production. She has published several books and is married to and works with Jon Julien.



For more information, go to her website at:  
<https://www.julienlambertphoto.com/>

# Trinity Arts Photo Club Competitions

## March – All About the Details

This is a competition for photos with LOTS of detail in the subject.

## April –Silhouette

### Entry Deadline - April 1, 2024

Silhouette photography shows the dark outlines of subjects in front of contrasting, bright scenes such as sunsets or studio backdrops. More specifically, it is where your subject is seen as a black shape without detail against a brighter background. Silhouette images are unlike other forms of photography because they showcase dramatic contrast.

## May – Open

“Open” means no assigned topic. We have free rein to challenge ourselves with the camera and/or with post-processing.

## June – Texas Themed

We are looking for photos that say without a doubt that this is Texas or Texan...no imposters need apply.

## July – Sunset

Photos taken in the evening golden hour closely before or after the actual sunset time. This will make those of you like to sleep in happy that we did not pick sunrise instead.

## August – Panoramic

Either multiple images of a subject stitched together in photo processing software or a single image that mimics a multi-image panorama, generally a wide or tall scene or structure.

## September – Open

“Open” means no assigned topic. We have free rein to challenge ourselves with the camera and/or with post-processing.

## October – Procrastinator’s Delight

Topic will be chosen from a hat at the August meeting. Photos must be taken between drawing and the October 1 competition deadline. No shooting ahead. No looking through archived photos. You have a limited window of time to take this competition topic.

## November – Capturing Speed

Photos that capture something that is speedy; a hare, a car, a plane, a motorboat, a cyclist, a runner... No tortoises please.

## December – Holiday Party




Photo by Girl with red hat on Unsplash

**Remember to vote for the  
People's Choice awards for March!**

# Beginner

## January Contest Winners – Open



© Kammi Barnard

**1st Place and People's Choice**  
*Land Meets Sea Down Under* Kammi Barnard

“This landscape photo was taken in Queenstown, New Zealand. I had the privilege to visit New Zealand with a friend in 2022, and it is a gorgeous place, both in terms of the scenery and the people we encountered. This photo was captured at the top of a gondola ride, on an observation deck. Fortunately, there was a railing of good height for me to steady my camera. The day was clear with beautiful, white, billowy clouds which I think add a sense of depth and color contrast. The blue color of the water is unedited. The waters there are simply, yet astonishingly beautiful. Even rushing rivers in some areas we visited had gorgeous blue water, so unusual to me that they seemed to almost defy reality. In this particular photo, I strived to include different colors and textures of the scene into the picture. For editing, I applied a small amount of dehazing, and I lightened the foreground slightly.”  
(Nikon D5300, 18mm, f/5.6, 1/2500 sec, ISO 400)

— Kammi Barnard



© Leanna Mendoza

**3rd Place**  
*Summer Screen*  
Leanna Mendoza



© Lesa Key



**2nd Place & People's Choice** *Confidence* Lesa Key



© Parker Standish

**Honorable Mention** *No Title* Parker Standish

# Advanced

## January Contest Winners – Open



© Mahannah Pike

**1st Place** *Government Ditch in the Fall* Mahannah Pike

“This was taken last fall on Caddo Lake in East Texas. I was on a photography workshop; only my second ever. The tour boat captain seemed hesitant to take us down this Government Ditch because he said there wasn’t much color there. I had seen photos of it so I requested to go there regardless. Eventually we did and it did not disappoint. I did minimal processing, removing noise due to low light and increasing vibrance.”

(Canon EOS 90D, 150mm, ISO 1600, f/8, 1/640 sec)

© Chandra Brooks

— Mahannah Pike



© Jan Stout

**2nd Place** *What Am I?* Jan Stout



© Nancy Abby

**3rd Place**  
*Stowe, Vermont*  
Nancy Abby



© Curtis Kehr

**Honorable Mention**  
*Tiger Cubs Playing @ Tiger Canyon*  
Curtis Kehr



**People's Choice**  
*Sushi....Best Served Beary Fresh*  
Chandra Brooks

# Beginner

## February Contest Winners – Black and White



© Teresa Hughes

**1st Place** *Patterns* Teresa Hughes  
(Nikon Z 6\_2, 35 mm, f/6.3, 1/125 sec ISO 100)



© Kammi Barnard

**3rd Place**  
*Sweet Little Woodland Face*  
Kammi Barnard



© Monte Zillinger


**Honorable Mention**  
*Old But Still On The Job*  
Monte Zillinger



© Greg Richards

**2nd Place** *Visiting Antarctica* Greg Richards

© Leanna Mendoza



**People's Choice**  
*Emptiness of the Angel*  
Leanna Mendoza



# Advanced

## January Contest Winners – Black and White

© Bill Webb



**1st Place** *Early Morning Flight* Bill Webb

“This Great Egret was wading and hunting along the edge of a local pond early on a cool February morning. The low angle of the sun made the bird stand out so well against the background and I felt that when it flew it might make an arresting photo. In Lightroom I reduced the overall exposure by ½ stop to darken the background even more while dropping the highlights a bit to maintain as much detail in the Egret’s feathers as possible. Exposure was 1/2000 sec. (my usual starting point for birds in flight) with aperture at f/7.1 and my camera (on Auto ISO) selected ISO 160.”

— Bill Webb

© Chandra Brooks



**3rd Place** *Under Stormy Skies* Chandra Brooks

© Lynne Rogers



**2nd Place**  
*Speeding Train*  
Lynne Rogers

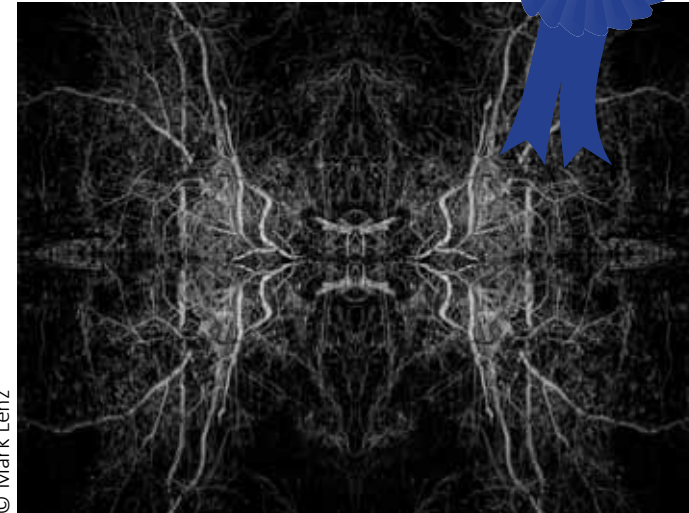


© Bruce Hutter



**Honorable Mention**  
*Stockyards*  
Bruce Hutter

© Mark Lenz



**People's Choice**  
*Reflecting the Abstract Nature of Nature*  
Mark Lenz